

Food Manufacturing in Collier County, FL

Florida

Contents

What is Lightcast Data?	1
Report Parameters	2
Workforce Map	3
Executive Summary	4
Supply (Jobs)	5
Demographic Details	7
Demand	9
What skills are they posting for?	19

What is Lightcast Data?

Lightcast data is a hybrid dataset derived from official government sources such as the US Census Bureau, Bureau of Economic Analysis, and Bureau of Labor Statistics. Leveraging the unique strengths of each source, our data modeling team creates an authoritative dataset that captures more than 99% of all workers in the United States. This core offering is then enriched with data from online social profiles, resumés, and job postings to give you a complete view of the workforce.

Lightcast data is frequently cited in major publications such as *The Atlantic*, *Forbes*, *Harvard Business Review*, *The New York Times*, *The Wall Street Journal*, and *USA Today*.



Report Parameters

1 Industry

311 Food Manufacturing

1 County

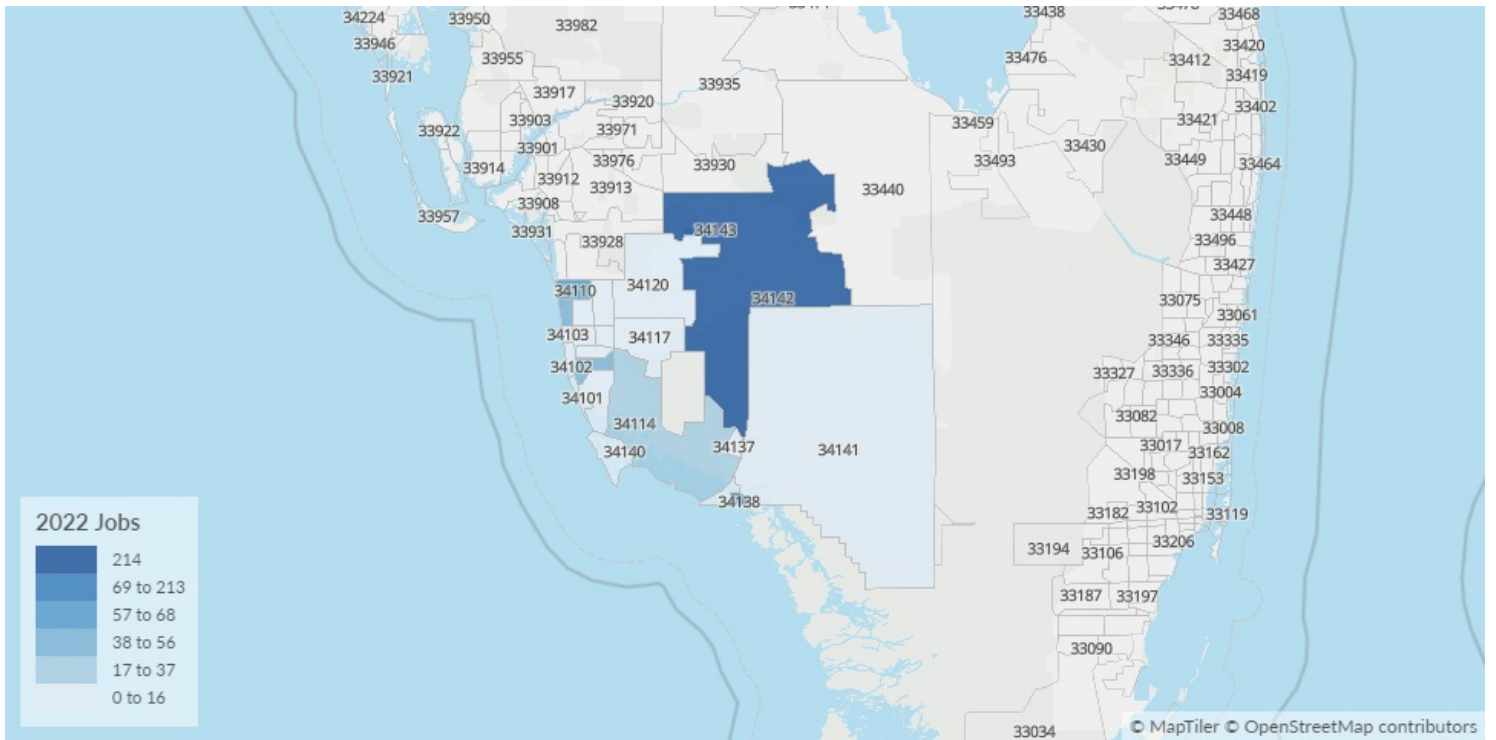
12021 Collier County, FL

Class of Worker

QCEW Employees, Non-QCEW Employees, and Self-Employed

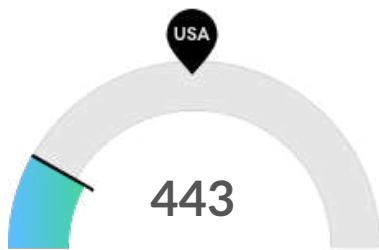
The information in this report pertains to the chosen industry and geographical area.

Workforce Map



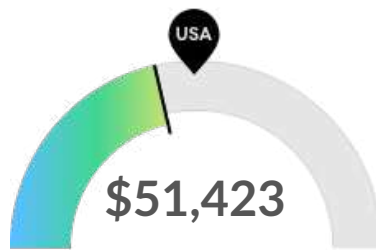
Executive Summary

Light Hiring Competition Over a Thin Supply of Regional Talent



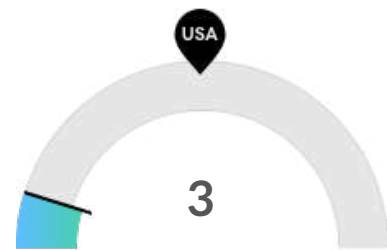
Supply (Jobs)

Collier County, FL is not a hotspot for this kind of talent. The national average for an area this size is 1,721* employees, while there are 443 here.



Earnings Per Job

Earnings per job are below the national average. The national average salary for Food Manufacturing in an area this size is \$69,828, while in Collier County, FL it is \$51,423. Earnings per jobs is the total industry earnings divided by the number of jobs in the industry.



Demand (Job Postings)

Competition from online job postings is low in Collier County, FL. The national average for an area this size is 17* job postings/mo, while there are 3 here.

*National average values are derived by taking the national value for Food Manufacturing and scaling it down to account for the difference in overall workforce size between the nation and Collier County, FL. In other words, the values represent the national average adjusted for region size.

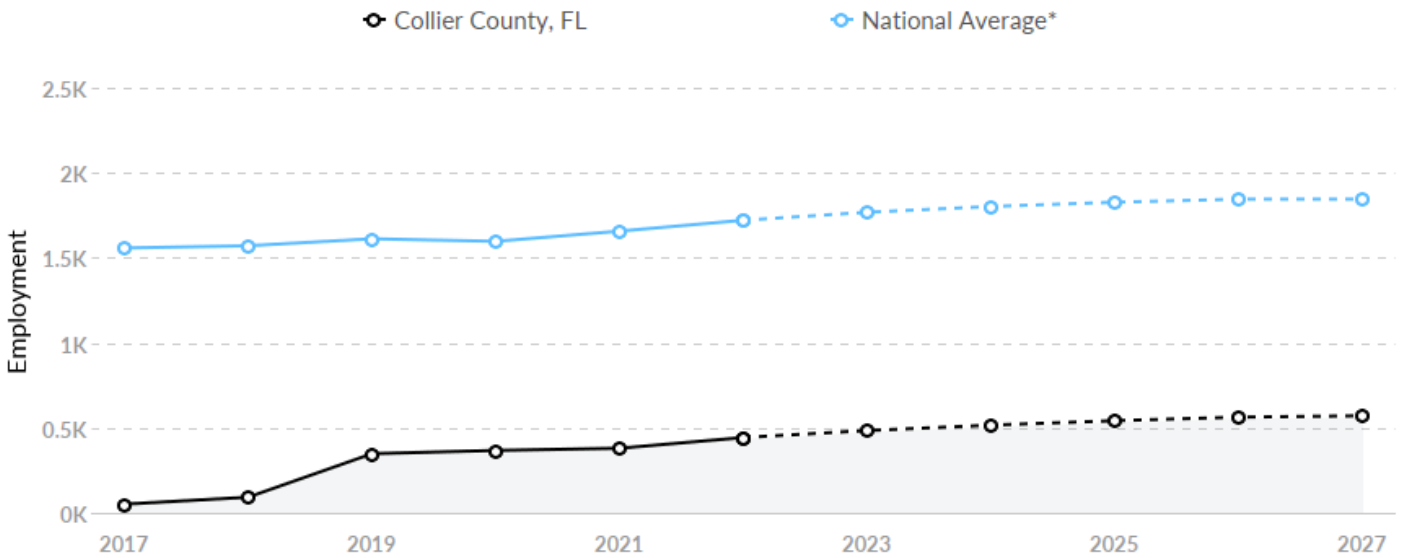
Supply (Jobs)

Supply Is Lower Than the National Average

The regional vs. national average employment helps you understand if the supply of Food Manufacturing is a strength or weakness for Collier County, FL, and how it is changing relative to the nation. An average area of this size would have 1,721* employees, while there are 443 here. This lower than expected supply may make it more difficult to find candidates. The gap between expected and actual employment is expected to remain roughly the same over the next 5 years.

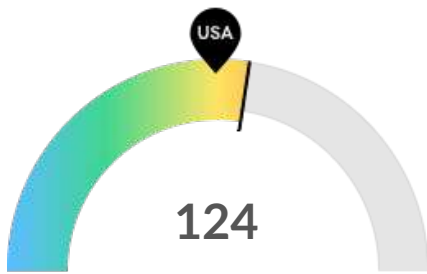
772% Past Growth (2017 - 2022)

29% Projected Growth (2022 - 2027)



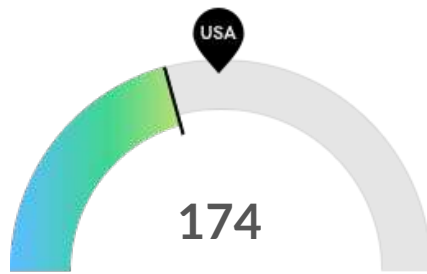
*National average values are derived by taking the national value for Food Manufacturing and scaling it down to account for the difference in overall workforce size between the nation and Collier County, FL. In other words, the values represent the national average adjusted for region size.

Retirement Risk Is High, While Overall Diversity Is About Average



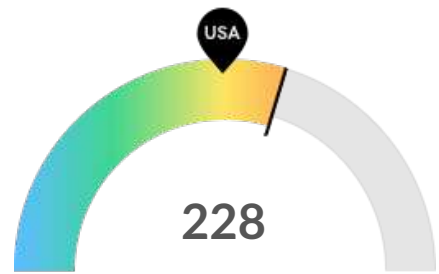
Retiring Soon

Retirement risk is high in Collier County, FL. The national average for an area this size is 108* employees 55 or older, while there are 124 here.



Racial Diversity

Racial diversity is low in Collier County, FL. The national average for an area this size is 226* racially diverse employees, while there are 174 here.



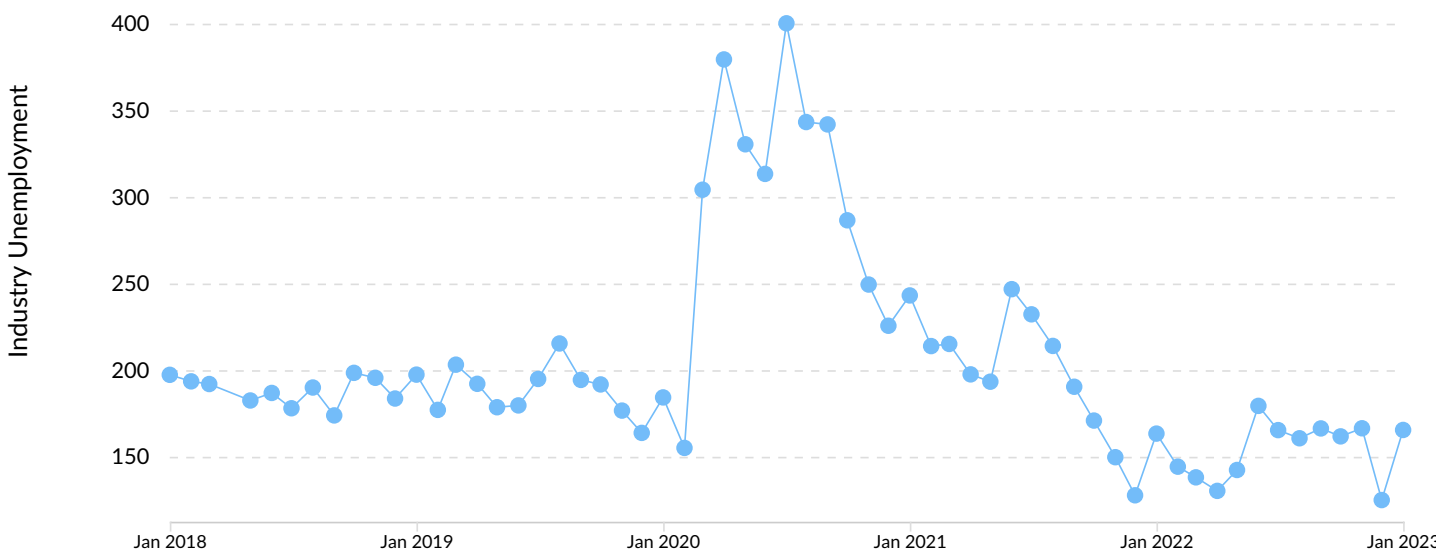
Gender Diversity

Gender diversity is high in Collier County, FL. The national average for an area this size is 175* female employees, while there are 228 here.

*National average values are derived by taking the national value for Food Manufacturing and scaling it down to account for the difference in overall workforce size between the nation and Collier County, FL. In other words, the values represent the national average adjusted for region size.

Unemployment Rate Trends

Unemployment shown at the 2-digit sector level.



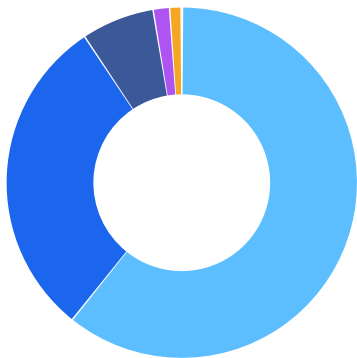
Demographic Details

Industry Age Breakdown



	% of Jobs	Jobs
14-18	4.4%	20
19-24	9.8%	44
25-34	18.4%	82
35-44	20.6%	91
45-54	18.8%	83
55-64	17.6%	78
65+	10.4%	46

Industry Race/Ethnicity Breakdown



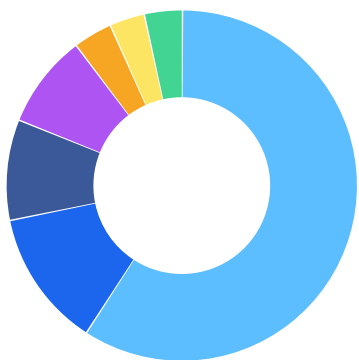
	% of Jobs	Jobs
White	60.7%	269
Hispanic or Latino	29.9%	133
Black or African American	6.7%	30
Asian	1.5%	7
Two or More Races	1.1%	5
American Indian or Alaska Native	0.1%	1
Native Hawaiian or Other Pacific Islander	0.0%	0

Industry Gender Breakdown



	% of Jobs	Jobs
Males	48.5%	215
Females	51.5%	228

Most Jobs are Found in the Production Occupations Industry Sector



Occupation	% of Industry in Occupation (2022)
Production Occupations	59.1%
Transportation and Material Moving Occupations	12.7%
Food Preparation and Serving Related Occupations	9.3%
Sales and Related Occupations	8.6%
Office and Administrative Support Occupations	3.6%
Installation, Maintenance, and Repair Occupations	3.2%
Other	3.5%

Demand



10 Employers Competing

All employers in the region who posted for this job over the last 12 months.



30 Unique Job Postings

The number of unique postings for this job over the last 12 months.



37 Day Median Duration

Posting duration is 6 days longer than what's typical in the region.

Top Companies	Unique Postings
Sunset Spices And Specialties	8
Mondelez International	7
Angelic Desserts	5
General Mills	3
The Hershey Company	2

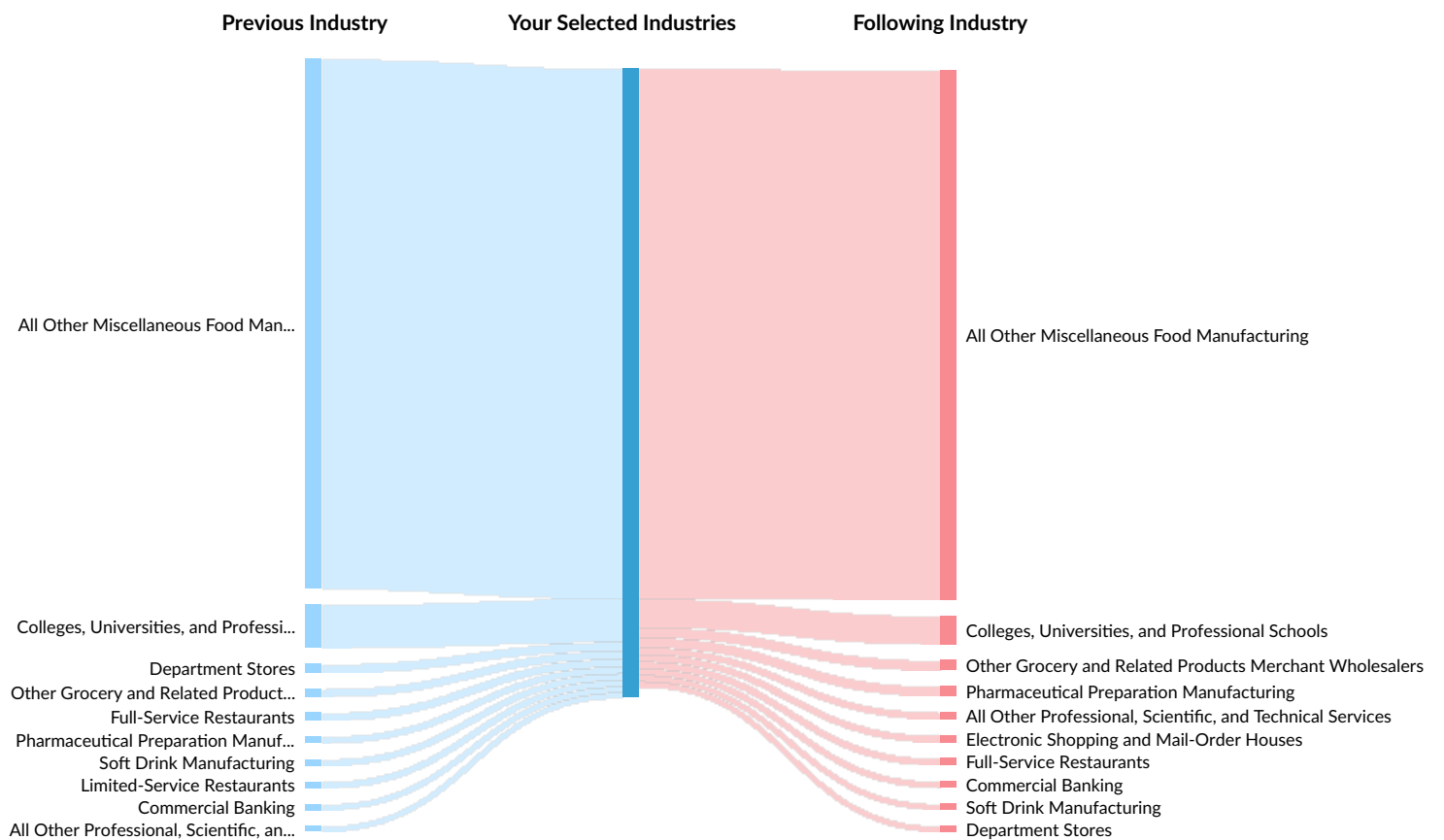
Top Job Titles	Unique Postings
Delivery Drivers/Warehouse As...	4
Sales Service Representatives/M...	3
Front of House Team Members	2
Retail Merchandise Stockers	2
Sales Service Representatives/M...	2

Industry Gain and Drain

The table below analyzes the profiles of current and past people in your selected industries. The left column shows job transitions from other industries to your selected industries. The right column shows job transitions from your selected industries to other industries.

Please note, results are only available at the national level and the 6-digit NAICS level. Also your selection has been limited to 100 industries.

The following represents the job transitions of employees in your selected industries in the United States:



Previous Industries	Transitions
All Other Miscellaneous Food Manufacturing	16,106
Colleges, Universities, and Professional Schools	1,319
Department Stores	266
Other Grocery and Related Products Merchant Wholesalers	240

Previous Industries	Transitions
Full-Service Restaurants	239
Pharmaceutical Preparation Manufacturing	205
Soft Drink Manufacturing	202
Limited-Service Restaurants	196
Commercial Banking	178
All Other Professional, Scientific, and Technical Services	174
Poultry and Poultry Product Merchant Wholesalers	173
Supermarkets and Other Grocery (except Convenience) Stores	166
National Security	162
Electronic Shopping and Mail-Order Houses	145
Marketing Consulting Services	131
Custom Computer Programming Services	131
Wholesale Trade Agents and Brokers	129
Offices of Certified Public Accountants	127
Computer Systems Design Services	126
General Line Grocery Merchant Wholesalers	125
General Medical and Surgical Hospitals	122
Insurance Agencies and Brokerages	115
Hotels (except Casino Hotels) and Motels	111
Cosmetics, Beauty Supplies, and Perfume Stores	111
Meat Processed from Carcasses	109
Administrative Management and General Management Consulting Services	109
Breakfast Cereal Manufacturing	107
Packaged Frozen Food Merchant Wholesalers	106
Bottled Water Manufacturing	105

Previous Industries	Transitions
Fruit and Vegetable Canning	103
Engineering Services	103
Other Animal Food Manufacturing	101
Drugs and Druggists' Sundries Merchant Wholesalers	98
Employment Placement Agencies	97
Offices of Other Holding Companies	96
Elementary and Secondary Schools	95
Software Publishers	92
All Other Plastics Product Manufacturing	92
Cheese Manufacturing	91
Other Computer Related Services	91
Offices of Real Estate Agents and Brokers	89
Commercial Bakeries	87
Offices of Lawyers	84
Perishable Prepared Food Manufacturing	82
Meat and Meat Product Merchant Wholesalers	82
Hardware Stores	82
Other Miscellaneous Nondurable Goods Merchant Wholesalers	82
Research and Development in the Physical, Engineering, and Life Sciences (except Nanotechnology and Biotechnology)	81
Electronics Stores	75
Spice and Extract Manufacturing	74
Other Miscellaneous Durable Goods Merchant Wholesalers	72
Commercial and Institutional Building Construction	69
All Other Miscellaneous Store Retailers (except Tobacco Stores)	69

Previous Industries	Transitions
Surgical and Medical Instrument Manufacturing	69
Advertising Agencies	68
General Warehousing and Storage	67
Freight Transportation Arrangement	66
Soap and Other Detergent Manufacturing	66
Data Processing, Hosting, and Related Services	64
General Freight Trucking, Long-Distance, Truckload	63
Other Snack Food Manufacturing	62
All Other Personal Services	59
Family Clothing Stores	56
Food Service Contractors	56
Automobile Manufacturing	55
Dry, Condensed, and Evaporated Dairy Product Manufacturing	54
Temporary Help Services	54
Breweries	53
Poultry Processing	52
Fitness and Recreational Sports Centers	50
Offices of Physicians (except Mental Health Specialists)	49
Flour Milling	45
Junior Colleges	44
Fluid Milk Manufacturing	41
Couriers and Express Delivery Services	41
Industrial Truck, Tractor, Trailer, and Stacker Machinery Manufacturing	41
Dried and Dehydrated Food Manufacturing	37
Ice Cream and Frozen Dessert Manufacturing	36

Previous Industries	Transitions
Frozen Specialty Food Manufacturing	34
Pharmacies and Drug Stores	33
Women's Clothing Stores	33
Electroplating, Plating, Polishing, Anodizing, and Coloring	32
Wet Corn Milling	31
Other Clothing Stores	29
Frozen Fruit, Juice, and Vegetable Manufacturing	28
Cookie and Cracker Manufacturing	28
Dog and Cat Food Manufacturing	27
Fats and Oils Refining and Blending	26
Animal (except Poultry) Slaughtering	25
Seafood Product Preparation and Packaging	23
Frozen Cakes, Pies, and Other Pastries Manufacturing	22
Coffee and Tea Manufacturing	21
Specialty Canning	20
Retail Bakeries	19
Nonchocolate Confectionery Manufacturing	19
Chocolate and Confectionery Manufacturing from Cacao Beans	18
Dry Pasta, Dough, and Flour Mixes Manufacturing from Purchased Flour	16
Flavoring Syrup and Concentrate Manufacturing	14
Confectionery Manufacturing from Purchased Chocolate	11
Roasted Nuts and Peanut Butter Manufacturing	10
Following Industries	Transitions
All Other Miscellaneous Food Manufacturing	16,106

Following Industries	Transitions
Colleges, Universities, and Professional Schools	867
Other Grocery and Related Products Merchant Wholesalers	308
Pharmaceutical Preparation Manufacturing	298
All Other Professional, Scientific, and Technical Services	217
Electronic Shopping and Mail-Order Houses	216
Full-Service Restaurants	215
Commercial Banking	199
Soft Drink Manufacturing	184
Department Stores	181
Software Publishers	170
Administrative Management and General Management Consulting Services	170
Computer Systems Design Services	161
Limited-Service Restaurants	159
Custom Computer Programming Services	157
Farm Supplies Merchant Wholesalers	156
General Line Grocery Merchant Wholesalers	138
Other Animal Food Manufacturing	135
Wholesale Trade Agents and Brokers	131
Offices of Certified Public Accountants	129
Supermarkets and Other Grocery (except Convenience) Stores	127
General Medical and Surgical Hospitals	126
Offices of Real Estate Agents and Brokers	125
Drugs and Druggists' Sundries Merchant Wholesalers	118
Data Processing, Hosting, and Related Services	117
Engineering Services	114

Following Industries	Transitions
Poultry and Poultry Product Merchant Wholesalers	113
Spice and Extract Manufacturing	110
Other Computer Related Services	110
Bottled Water Manufacturing	110
Fats and Oils Refining and Blending	107
Surgical and Medical Instrument Manufacturing	106
Marketing Consulting Services	103
Insurance Agencies and Brokerages	100
Research and Development in the Physical, Engineering, and Life Sciences (except Nanotechnology and Biotechnology)	99
Offices of Other Holding Companies	98
Elementary and Secondary Schools	97
Cheese Manufacturing	95
All Other Plastics Product Manufacturing	94
Cosmetics, Beauty Supplies, and Perfume Stores	94
Commercial Bakeries	89
Packaged Frozen Food Merchant Wholesalers	89
Meat and Meat Product Merchant Wholesalers	88
Direct Health and Medical Insurance Carriers	88
Other Miscellaneous Durable Goods Merchant Wholesalers	86
Other Miscellaneous Nondurable Goods Merchant Wholesalers	84
Breakfast Cereal Manufacturing	81
Fruit and Vegetable Canning	77
Offices of Physicians (except Mental Health Specialists)	77
Hotels (except Casino Hotels) and Motels	75
Employment Placement Agencies	72

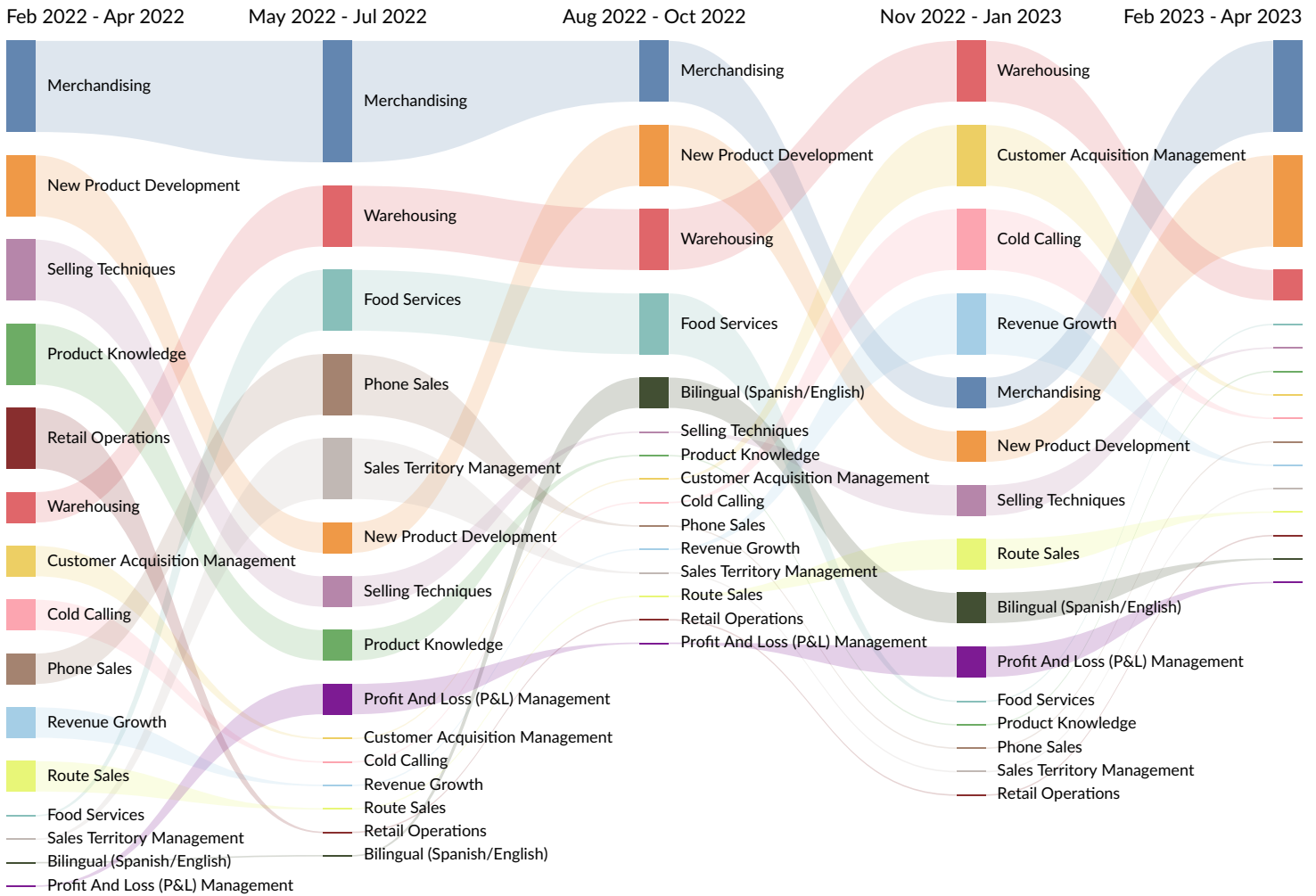
Following Industries	Transitions
Temporary Help Services	71
General Warehousing and Storage	67
All Other Miscellaneous Store Retailers (except Tobacco Stores)	67
Freight Transportation Arrangement	67
Commercial and Institutional Building Construction	66
Dry, Condensed, and Evaporated Dairy Product Manufacturing	64
Meat Processed from Carcasses	63
Fitness and Recreational Sports Centers	63
Flour Milling	62
Couriers and Express Delivery Services	61
National Security	61
All Other Information Services	61
Breweries	58
All Other Personal Services	56
Other Snack Food Manufacturing	55
Perishable Prepared Food Manufacturing	55
Frozen Specialty Food Manufacturing	54
Junior Colleges	54
Industrial Truck, Tractor, Trailer, and Stacker Machinery Manufacturing	53
Other Management Consulting Services	53
Automobile Manufacturing	53
Poultry Processing	52
Offices of Lawyers	50
Semiconductor and Related Device Manufacturing	50

Following Industries	Transitions
General Freight Trucking, Long-Distance, Truckload	45
Fluid Milk Manufacturing	44
Chocolate and Confectionery Manufacturing from Cacao Beans	42
Food Service Contractors	41
Pharmacies and Drug Stores	40
Dog and Cat Food Manufacturing	38
Wet Corn Milling	36
Family Clothing Stores	36
Dried and Dehydrated Food Manufacturing	35
Animal (except Poultry) Slaughtering	34
Frozen Fruit, Juice, and Vegetable Manufacturing	33
Ice Cream and Frozen Dessert Manufacturing	32
Nonchocolate Confectionery Manufacturing	29
Coffee and Tea Manufacturing	28
Flavoring Syrup and Concentrate Manufacturing	27
Motion Picture and Video Production	24
Specialty Canning	23
Cookie and Cracker Manufacturing	22
Seafood Product Preparation and Packaging	21
Roasted Nuts and Peanut Butter Manufacturing	21
Dry Pasta, Dough, and Flour Mixes Manufacturing from Purchased Flour	19
Frozen Cakes, Pies, and Other Pastries Manufacturing	13
Retail Bakeries	11
Confectionery Manufacturing from Purchased Chocolate	10
Rendering and Meat Byproduct Processing	6

What skills are they posting for?

Top 15 Skills for All Job Types by Quarter

Skills help us understand the direction an industry is headed.



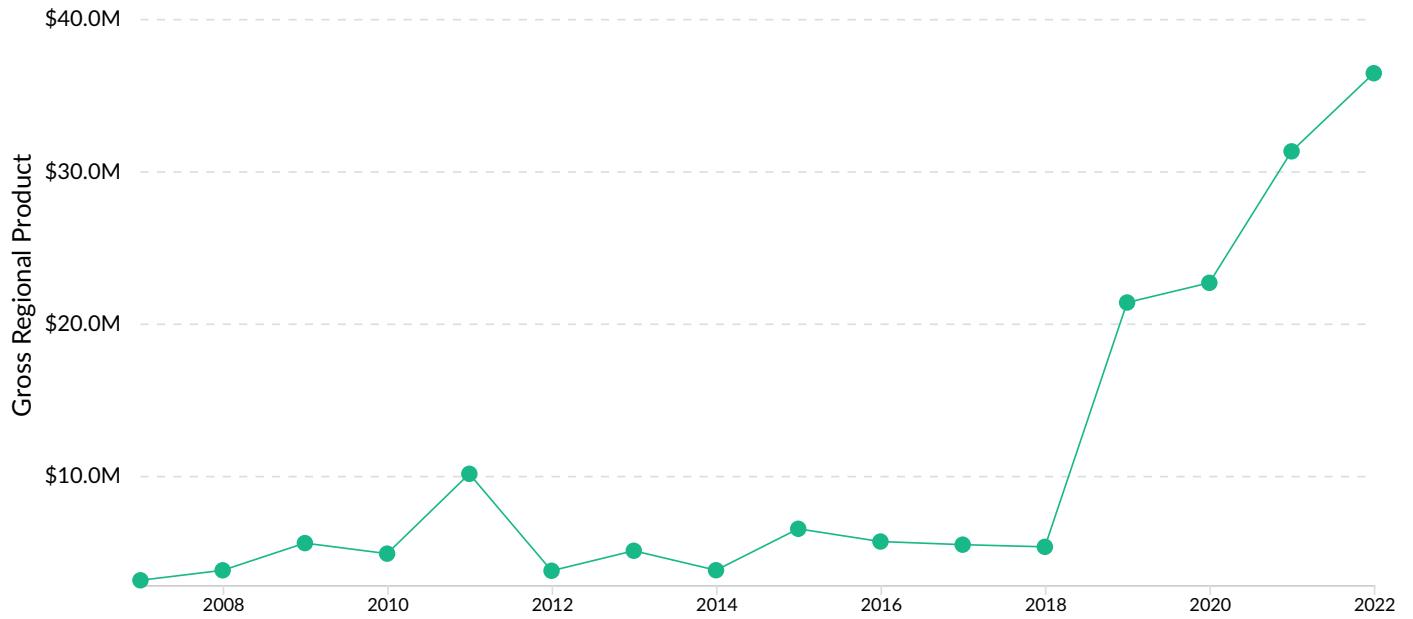
Gross Regional Product (GRP)

\$25.4M
Earnings (2022)

\$10.3M
Property Income
(2022)

\$698.8K
Taxes (2022)

\$36.4M
Total GRP (2022)



Industry Requirements

Purchases from	In-region Purchases	Imported Purchases	Total Purchases
Corporate, Subsidiary, and Regional Managing Offices	\$1,914,260	\$3,989,087	\$5,903,346
Crop Production	\$3,649,115	\$1,096,534	\$4,745,649
Flour Milling	\$20,151	\$2,733,378	\$2,753,529
General Line Grocery Merchant Wholesalers	\$145,581	\$1,249,193	\$1,394,774
Corrugated and Solid Fiber Box Manufacturing	\$0	\$1,388,919	\$1,388,919